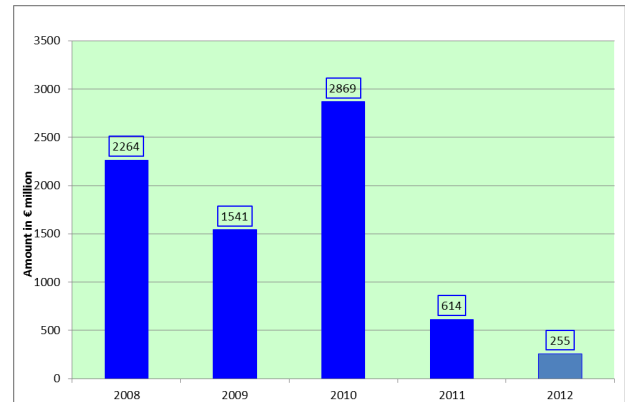


1. CARTEL STATISTICS

1.1. Fines imposed (not adjusted for Court judgments) - period 2008 - 2012

Last change: ++ 28 March 2012++

Year	Amount in € [*]
2008 [*]	2 264 343 900
2009 ^{**}	1 540 651 400
2010 ^{***}	2 868 676 432
2011	614 053 000
++2012++	255 258 000
total	7 542 982 732



* This figure takes into account the amendment of 24 July 2009 to the decision of 11 March 2008 in case international removal services and adjustment of 27 March 2012 of the decision in case sodium chlorate of 11 June 2008.

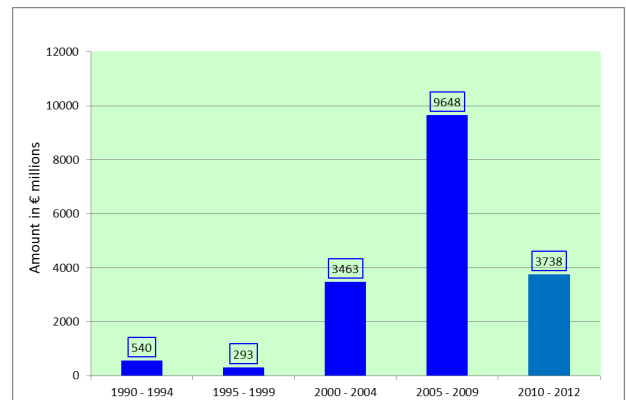
** This figure takes into account the amendments of 30 June 2011 to the decision of 11 November 2009 in case heat stabilisers.

**** This figure takes into account the amendments of 30 September 2010 and 04 April 2011 to the decision of 30 June 2010 in case prestressing steel.

1.2. Fines imposed (not adjusted for Court judgments) - period 1990 - 2012

Last change: ++ 28 March 2012++

Year	Amount in € [*]
1990 - 1994	539 691 550
1995 - 1999	292 838 000
2000 - 2004	3 462 664 100
++2005 - 2009++	9 647 837 500
++2010 - 2012++	3 737 987 432
total	17 681 018 582



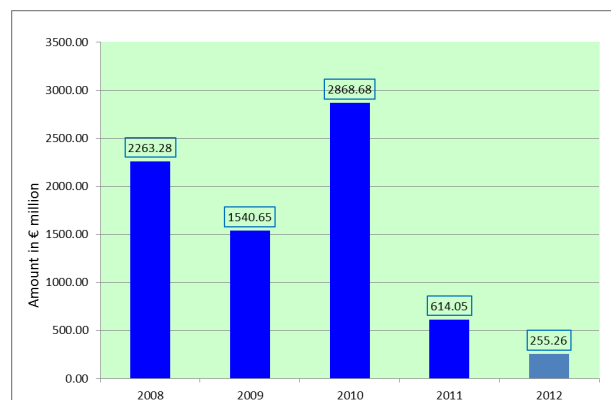
- Amounts as imposed by the Commission and not corrected for changes following judgments of the Courts (General Court and European Court of Justice) and only considering cartel infringements under Article 101 TFEU (previously Article 81 resp. 85 of the Treaty). Wherever prohibitions and fines concern infringements of Article 101 TFEU and of Article 102 TFEU (previously Articles 81 resp. 85 and Article 82 resp. Article 86 of the Treaty), only those amounts have been considered which concern the Article 101 TFEU.



1.3. Fines imposed (adjusted for Court judgments) - period 2007 – 2012

Last change: ++ 28 March 2012++

Year	Amount in € [*]
2008	2 263 279 900
2009	1 540 651 400
2010	2 868 676 432
2011	614 053 000
++2012++	255 258 000
total	7 541 918 732

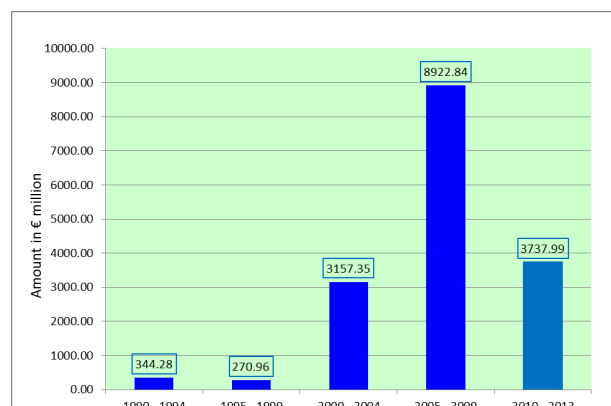


*) Amounts corrected for changes following judgments of the Courts (General Court and European Court of Justice) and only considering cartel infringements under Article 101 TFEU (previously Article 81 resp. Article 85 of the Treaty). Wherever prohibitions and fines concern infringements of Article 101 TFEU (previously Article 81 resp. Article 85 and of Article 102 TFEU (previously Articles 82 resp. Article 86 of the Treaty), only those amounts have been considered which concern the Article 101 TFEU infringements.

1.4. Fines imposed (adjusted for Court judgments) - period 1990 – 2012

Last change: ++ 28 March 2012 ++

Period	Amount in € [*]
1990 - 1994	344 282 550,00
1995 - 1999	270 963 500,00
2000 - 2004	3 157 348 710,00
++2005 – 2009++	8 922 838 162,50
++2010 – 2012++	3 737 987 432,00
total	16 433 420 354,50



*) Amounts corrected for changes following judgments of the Courts (General Court and European Court of Justice) and only considering cartel infringements under Article 101 TFEU (previously Article 81 resp. Article 85 of the Treaty). Wherever prohibitions and fines concern infringements of Article 101 TFEU (previously Article 81 resp. Article 85 and of Article 102 TFEU (previously Articles 82 resp. Article 86 of the Treaty), only those amounts have been considered which concern the Article 101 TFEU infringements.



1.5. Ten highest cartel fines per case (since 1969)

Last change: ++14 July 2011++

Year	Case name	Amount in €
2008	Car glass	1.383.896.000
2009	Gas	1.106.000.000
++2007++	Elevators and escalators	832.422.250
2010	Airfreight	799.445.000
2001	Vitamins	790.515.000
2008	Candle waxes	676.011.400
2010	LCD	648.925.000
2010	Bathroom fittings	622.250.782
++2007++	Gas insulated switchgear	539.185.000
2007	Flat glass	486.900.000

* Amounts adjusted for changes following judgments of the Courts (General Court and European Court of Justice).

1.6. Ten highest cartel fines per undertaking (since 1969)

Last change: ++14 July 2011++

Year	Undertaking**	Case	Amount in €
2008	Saint Gobain	Car glass	896.000.000
2009	E.ON	Gas	553.000.000
2009	GDF Suez	Gas	553.000.000
2001	F. Hoffmann-La Roche AG	Vitamins	462.000.000
2007	Siemens AG	Gas insulated switchgear	396.562.500
2008	Pilkington	Car glass	370.000.000
2010	Ideal Standard	Bathroom fittings	326.091.196
++2007++	ThyssenKrupp	Elevators and escalators	319.779.900
2008	Sasol Ltd	Candle waxes	318.200.000
2010	Air France / KLM	Airfreight	310.080.000

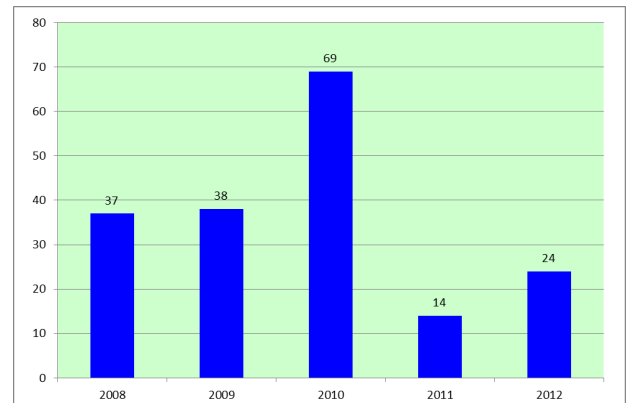
* Amounts adjusted for changes following judgments of the Courts (General Court and European Court of Justice).



1.7. Number of decisions (per undertaking/association)* - period 2008 - 2012

Last change: ++ 28 March 2012++

Year	Undertakings
2008	37
2009	38
2010	69
2011	14
++2012++	24
Total	182

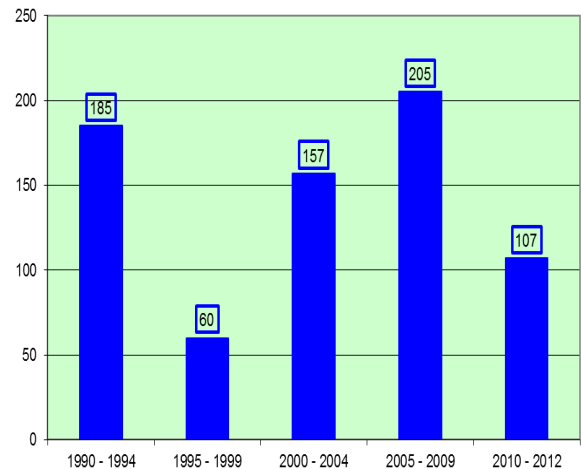


* Includes entities not fined such as immunity applicants; If more than one legal entity of the same group were subject to the decision, they are counted as one for the purpose of this table.

1.8. Number of decisions (per undertaking/association)* - period 1990 - 2012

Last change: ++ 28 March 2012 ++

Period	Undertakings
1990 - 1994	185
1995 - 1999	60
2000 - 2004	157
2005 - 2009	205
++2010 - 2012++	107
total	714



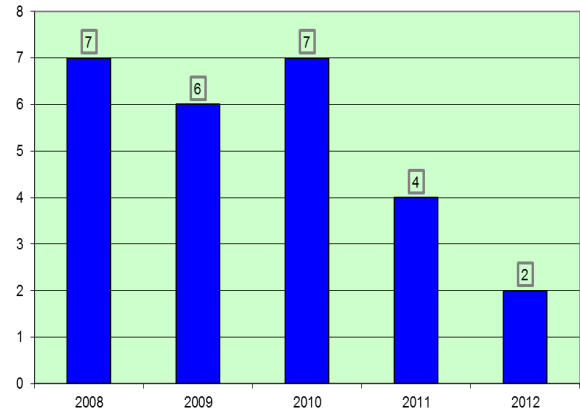
* Includes entities not fined such as immunity applicants; If more than one legal entity of the same group were subject to the decision, they are counted as one for the purpose of this table.



1.9. Cartel cases* decided by the European Commission - period 2008 - 2012

Last change: ++ 28 March 2012++

Year	Decisions
2008	7
2009	6
2010	7
2011	4
++2012++	2
total	26

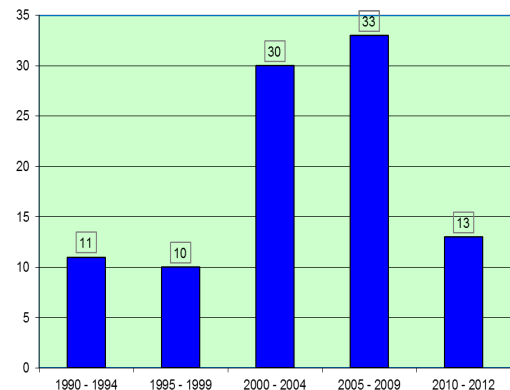


- A cartel case concerns a single proceeding against various undertakings concerned, and may involve more than one infringement.

1.10. Cartel cases* decided by the European Commission - period 1990 - 2012

Last change: ++ 28 March 2012++

Period	Cases decided
1990 - 1994	11
1995 - 1999	10
2000 - 2004	30
2005 - 2009	33
++2010 - 2012++	13
total	97



- * A cartel case concerns a single proceeding against various undertakings concerned, and may involve more than one infringement. Only those cartel cases where a fine was imposed were considered for the purpose of that table.

